




























Encounter Healing Supply List

These are items your church will need to supply.

Copies of printed materials and the PowerPoint presentation can be found on our Website

-  *Encounter Healing Bulletin Insert (on our Website) .PDF*
-  *Encounter Healing PowerPoint for Healing Service (on our Website) .PPT*
-  *Encounter Healing Scriptures and Healing Brochure (both on our Website) .PDF*
-  *Table Tents (on our Website) .PDF*
-  *Encounter Healing Flyer (on our Website) .PDF*
-  *Anointing Note Card (on our Website) .PDF*
-  *Healing Service Instruction Sheet to be placed on each seat (on our Website) .PDF*
-  *Prayer Team Instructions (on our Website) .PDF*
-  *Response Card (on our Website) .PDF*
-  *Healing Service Introductory Comments (on our Website) .PDF*
-  *Container (Baskets) for brochures, response cards, communion “bread”, rocks at beginning, with waterproof liner filled with water to place rocks in just before communion elements*
-  *Linen napkin or liner for bread basket*
-  *CD Player*
-  *Projector for use with computer*
-  *Computer with PowerPoint installed*
-  *35-45 Chairs with plenty of room between rows and chairs. Have extras available.*
-  *“Trained” prayer team*
-  *Anointing oil for each team (Pure Olive Oil – No Scented Oil as it irritates some people)*
-  *Stones – Rough, but NO SHARP EDGES (enough for 1 per participant + 10% more)*
-  *Large bowl half full of water to place stones in*
-  *Cross to be place near bowl containing stones and water*
-  *Stand to hold Cross if not self standing*
-  *Communion supplies (bread (matzos, wafers, etc.), wine or grape juice, communion cups, tray to hold communion cups) and small container with liner to collect used cups.*
-  *CD to play with Healing Service PPT presentation
(Suggested “Holy Habitation” (Ronda Adams) - Link to purchase located on our Website)*
-  *Live Worship Team or CD (if necessary) of 5 songs ~20 min prior
NOTE: End with song or two to wind down into reflective*
-  *Live Worship Team or CD (if necessary) CD of 5-6 songs for second part after service
NOTE: Start some what quiet and ramp up out of reflective*
-  *CD of praise music for background 1 hour or so prior to 20 minutes Live Worship Band*